

Visit Scotland | Alba™

LONDON  
& PARTNERS



Llywodraeth Cymru  
Welsh Government



VisitBritain™

in conjunction with



# Inbound COVID-19 Sentiment Tracker

Market Snapshot – Irish Republic

[Read the full report for Wave 4 here \(PDF, 8MB\)](#)



If you need the data in a different format, please contact [research@visitbritain.org](mailto:research@visitbritain.org)

Bristol Balloon Fiesta: Destination Bristol ©Gary Newman

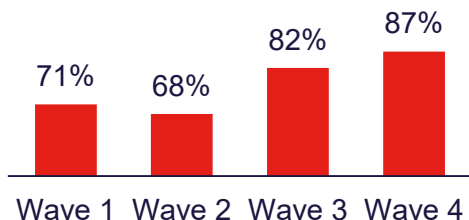
# Irish Republic Market Summary

Wave 1: 2<sup>nd</sup>-16<sup>th</sup> Dec 2020  
 Wave 2: 24<sup>th</sup> Mar – 6<sup>th</sup> Apr 2021  
 Wave 3: 23<sup>rd</sup> Aug – 6<sup>th</sup> Sept 2021  
 Wave 4: 10<sup>th</sup>-23<sup>rd</sup> Feb 2022  
 All data is from Wave 4, unless stated

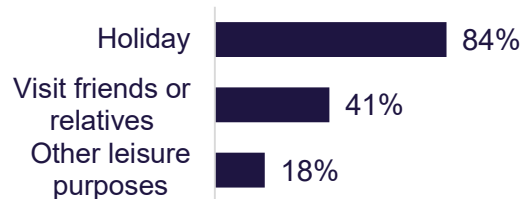


## Travel intentions

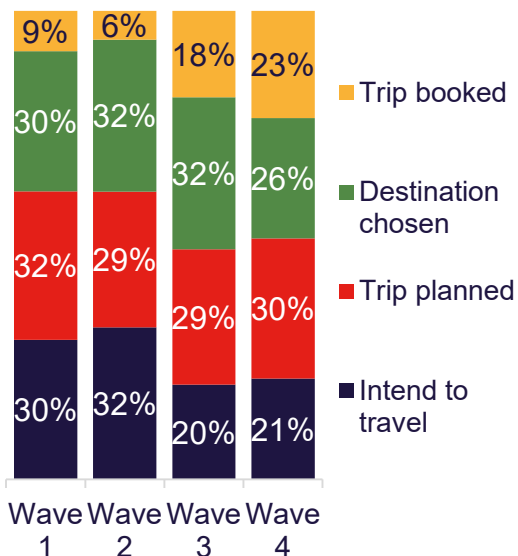
Intending to travel abroad for leisure\*



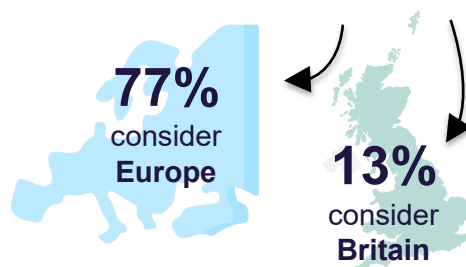
Journey purpose



Planning stage



Among leisure trip intenders:



Among Britain intenders:


57% consider England  
 31% consider Scotland  
 22% consider London  
 12% consider Wales

## Travel preferences

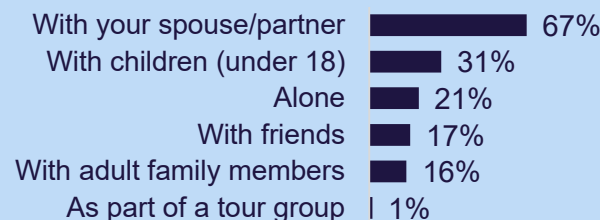
Top activities



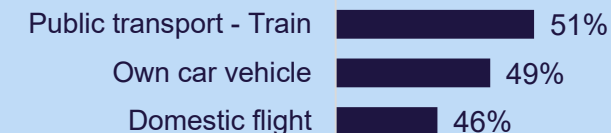
Destination types



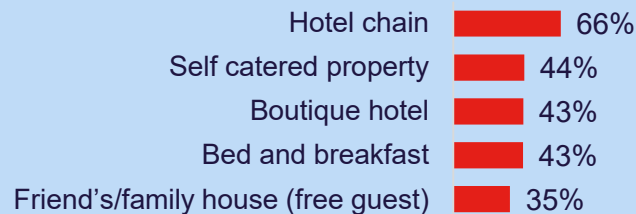
Top Travel Companions



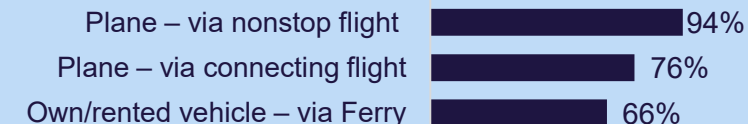
Top modes of transport within Britain



Top Accommodation



Top modes of transport to Britain



\*(% definitely & probably) in the next 12 months

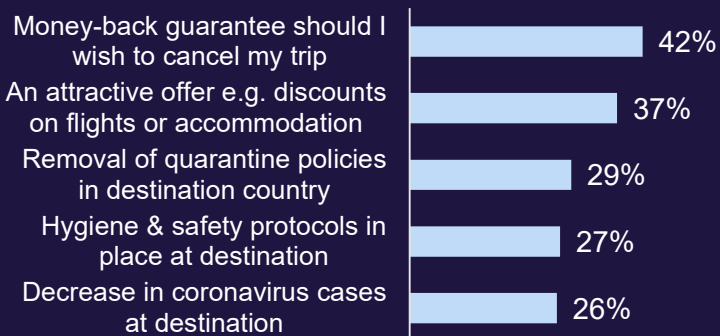
# Irish Republic Market Summary

Wave 1: 2<sup>nd</sup>-16<sup>th</sup> Dec 2020  
 Wave 2: 24<sup>th</sup> Mar – 6<sup>th</sup> Apr 2021  
 Wave 3: 23<sup>rd</sup> Aug – 6<sup>th</sup> Sept 2021  
 Wave 4: 10<sup>th</sup>-23<sup>rd</sup> Feb 2022  
 All data is from Wave 4, unless stated

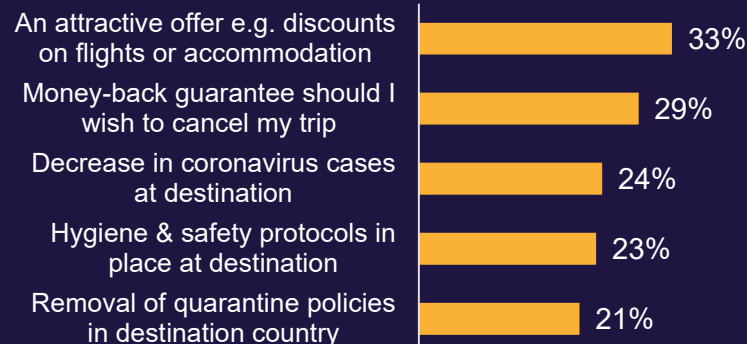


## Top travel drivers

### ...for any international trip



### ...for a trip to Britain

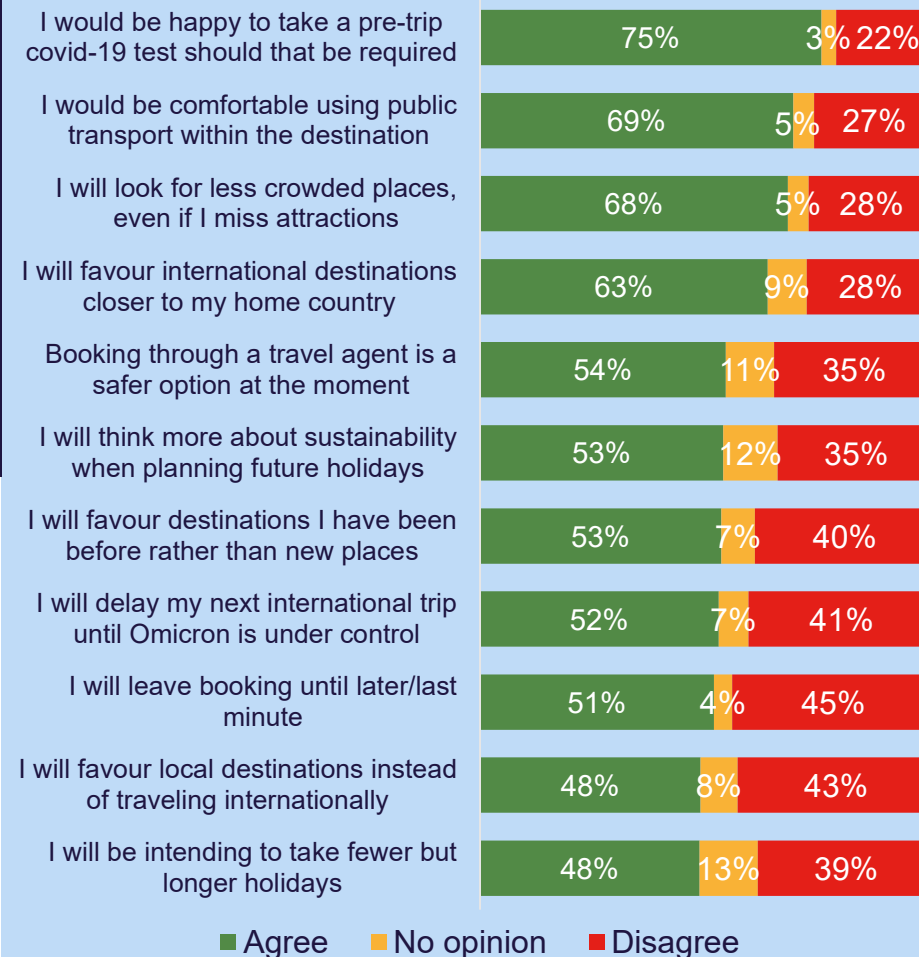


## Travel Concerns – for travel to Britain\*



\*% very & somewhat concerned  
 \*\*% completely & somewhat agree

## Travel attitudes\*\*



■ Agree ■ No opinion ■ Disagree