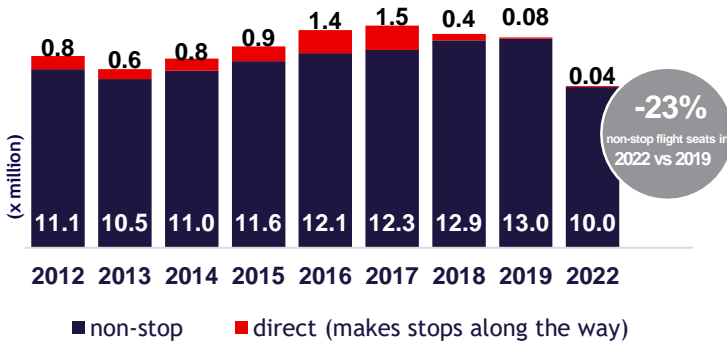




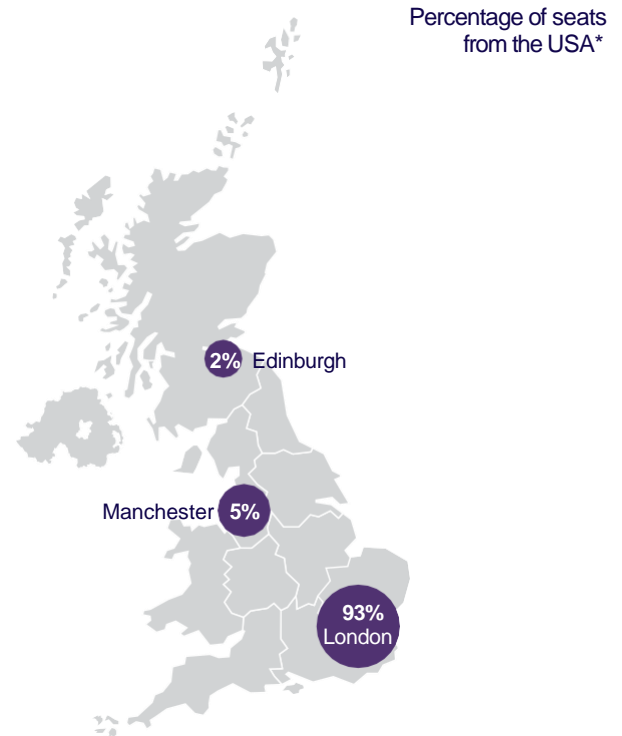
# USA

## Outbound travel to the UK


### Annual airline seat capacity USA - UK



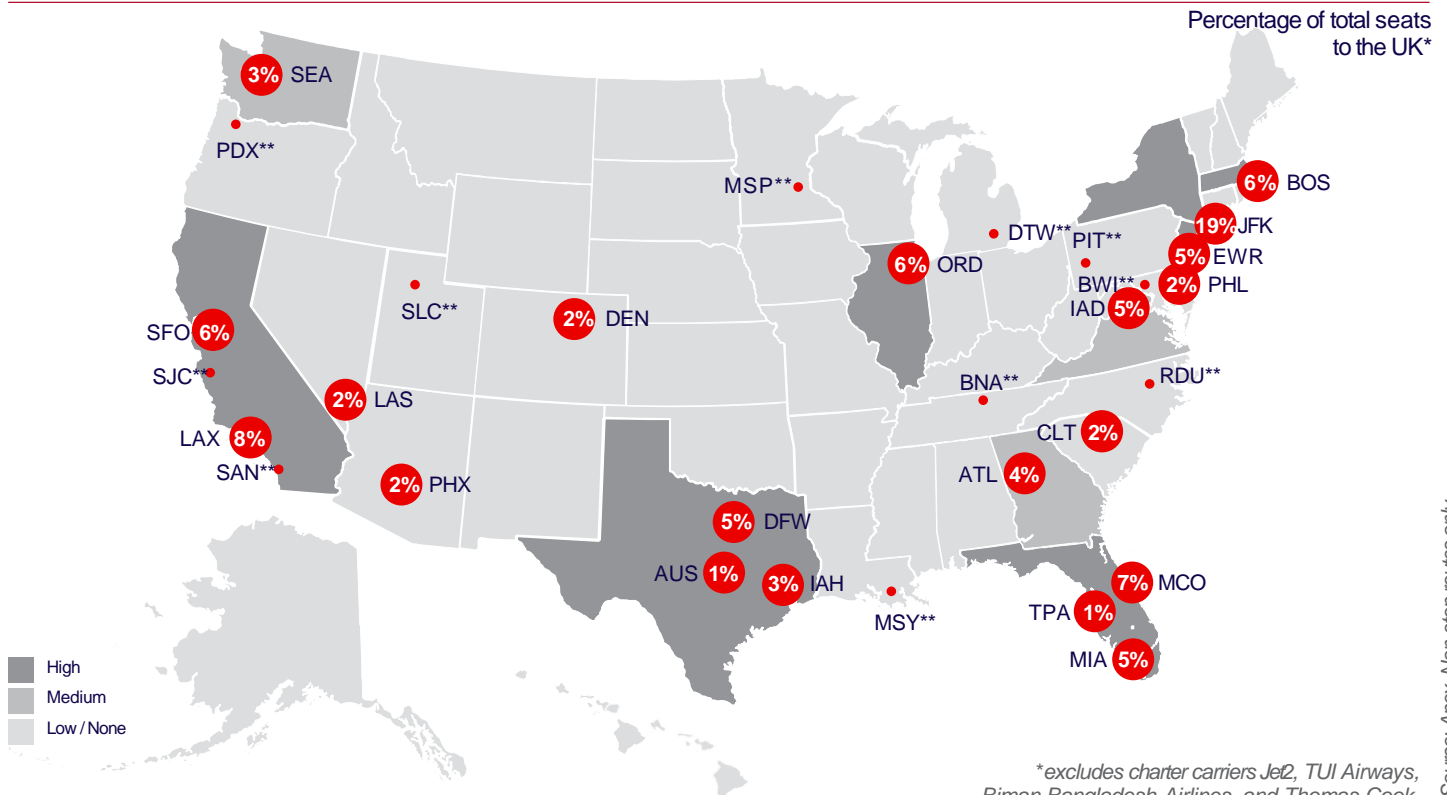
### Regional spread of airline seat capacity 2022\*



### Seasonal spread of airline seat capacity 2022\*



### Seat capacity to the UK by origin 2022\*



\*excludes charter carriers Jet2, TUI Airways, Biman Bangladesh Airlines, and Thomas Cook.  
 \*\* Share of total seats is less than 1%

Source: Apex, Non-stop routes only.

VisitBritain—NYC: One Dag Hammarskjöld Plaza, 885 Second Avenue, 28th Floor, NY 10017, USA

VisitBritain—LA: 2029 Century Park East, #1350 Los Angeles, CA 90067, USA

Consumer website: [visitbritain.com](http://visitbritain.com)  
 Corporate website: [visitbritain.org](http://visitbritain.org)  
 Image library: [visitbritainimages.com](http://visitbritainimages.com)  
 Trade website: [visitbritain.com/trade](http://visitbritain.com/trade)  
 Media centre: [media.visitbritain.com/us](http://media.visitbritain.com/us)

@VisitBritain  
 @LoveGreatBritain  
 @LoveGreatBritain  
 #LoveGreatBritain



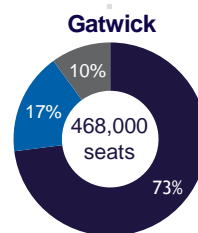
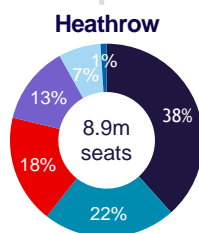
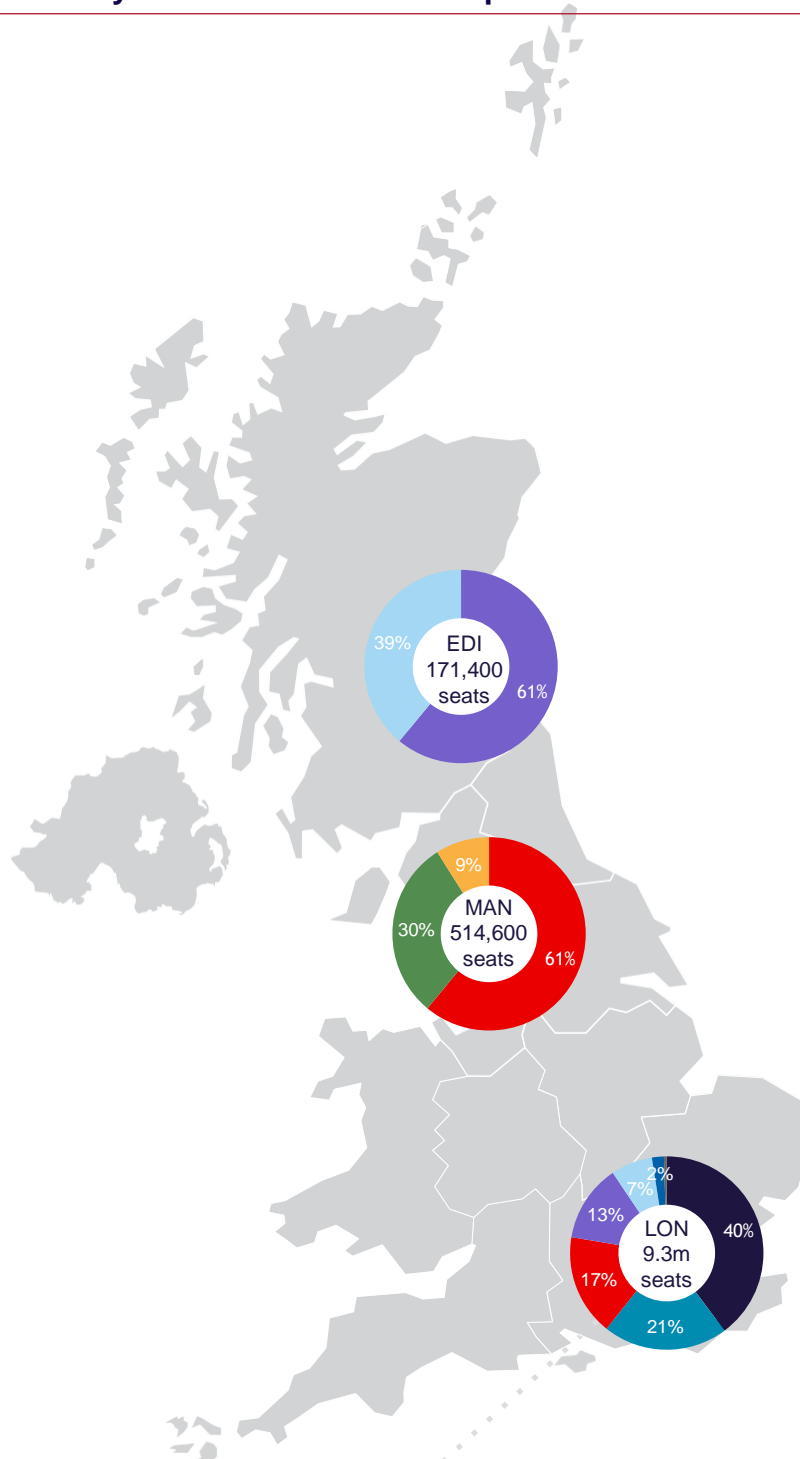


# USA

## Outbound travel to the UK

Seat capacity from the USA by airline and destination airport in 2022\*

- British Airways
- Virgin Atlantic Airways
- American Airlines
- United Airlines
- Delta Air Lines
- Aer Lingus
- JetBlue
- Singapore Airlines
- Norse Atlantic Airways



Source: Apex, Non-stop routes only.

LON (London), MAN (Manchester), EDI (Edinburgh)

\*excludes charter carriers Jet2, TUI Airways, Biman Bangladesh Airlines, Thomas Cook and Virgin Atlantic's MCO to EDI chartered route

